

Series MT

Orange loading grab



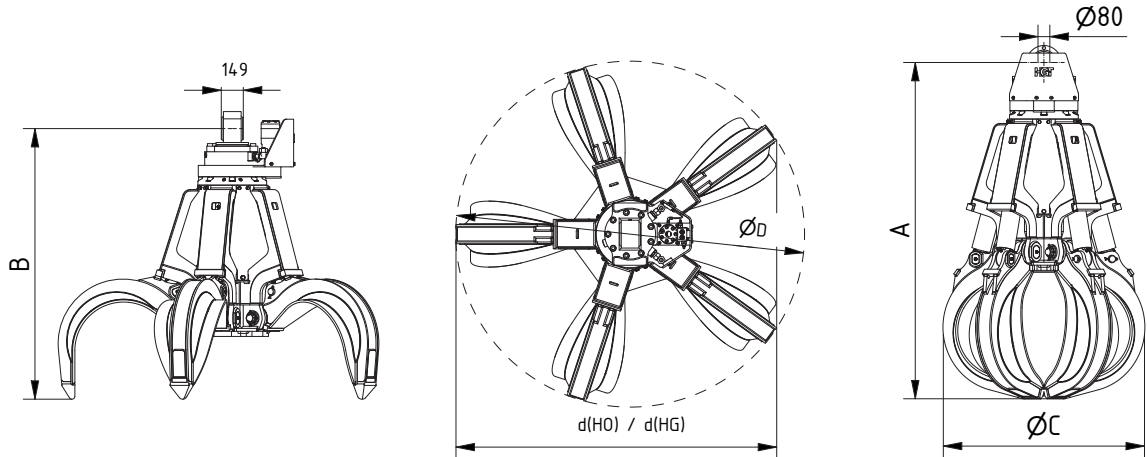
MT4.1 HD-5 *(with DWP-26)*

Excavator weight class (t): 30-55

Operating pressure (bar): 350 grabbing / 140 slewing

Load bearing capacity (t): Grab: 8 / Slewing gear: 26

Speed (rpm): 15




| Type | Capacity (l) | Weight (kg) | | Dimensions (mm) | | | | | |
|-----------------|--------------|-------------|------|-----------------|------|------|------|-------|-------|
| | | HO | HG | A | B | C | D | d(HO) | d(HG) |
| MT4.1 HD-600-5 | 600 | 2008 | 2086 | 2294 | 1846 | 1400 | 2360 | 2172 | 2217 |
| MT4.1 HD-800-5 | 800 | 2067 | 2185 | 2443 | 1897 | 1470 | 2640 | 2425 | 2468 |
| MT4.1 HD-1000-5 | 1000 | 2124 | 2285 | 2578 | 1852 | 1535 | 2870 | 2645 | 2688 |




Half open (HO)



Half closed (HG)





Special handling and sorting grab for large and bulky material such as found in quarries, scrap sorting, waste and recycling facilities. Available as 4 and 5 arm version.